

Overview

Each FUV is assigned a unique 6-digit PIN (Personal Identification Number) at the factory. This PIN can be used to turn the FUV on and off without using a key (refer to the FUV Owner's Guide for details).

The Factory-Assigned PIN for your FUV is:

--	--	--	--	--	--



- This factory-assigned PIN cannot be changed or deleted.
- Keep this PIN information in a safe and secure location.
- Do not share the factory-assigned PIN with anyone.

Setting a User PIN on your FUV

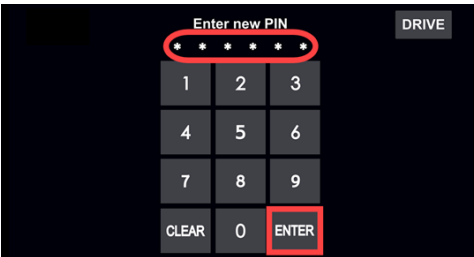

Although the *factory-assigned PIN* cannot be changed, a custom *User PIN* can be added to the FUV.

Once a User PIN has been added, it can also be used to turn the FUV on and off. Further, the User PIN can be changed at any time.

Note that even after a custom User PIN has been added, the factory-assigned PIN also still works.



1. Press anywhere on the Display to invoke the Enter PIN keypad.



2. Enter the 6-digit factory-assigned PIN.
3. Press ENTER to close the keypad and open the Drive screen.
4. Press **SET PIN** at the top-right of the Drive screen to open the *Enter New PIN* screen:
5. Use the on-screen keypad to enter a new 6-digit User PIN.
6. Press **ENTER**.
7. Confirm (re-enter) the PIN to save the new User PIN.

- To exit without changing the PIN, press DRIVE to return to the Drive Screen.
- Record your PIN and keep this document in a safe location.

The User PIN assigned to your FUV is:

--	--	--	--	--	--

Customer Support	Contact Information
Roadside Assistance / Customer Support: (541) 780-0032	2034 W. 2nd Ave. Eugene, OR 97402 (541) 683-6293 info@arcimoto.com