

Overview

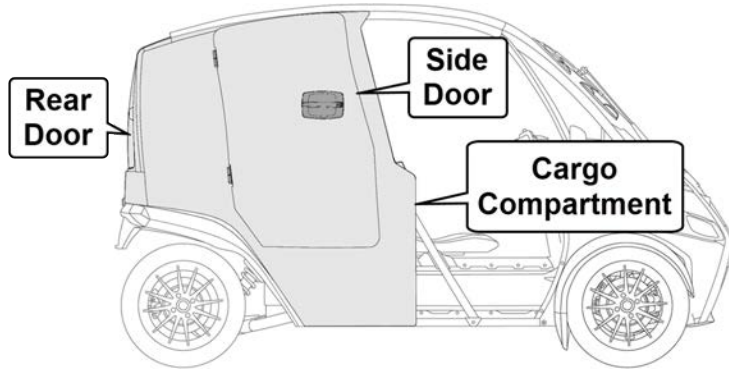
The *Deliverator* from Arcimoto is the lowest cost ultra-efficient electric vehicle for all last-mile delivery needs.

The Deliverator is built on the same platform as the FUV, and shares the same basic specifications as the FUV. The main difference is that the Deliverator is equipped with a large rear Cargo Compartment. There is no rear seat in the Deliverator.

Otherwise, the operation of the Deliverator is identical to operating the FUV.

Cargo Compartment

The Deliverator features a Cargo Compartment with one large lockable side door and a small lockable rear access door.



The Cargo Compartment includes a hinged shelf and vinyl cargo divider to help organize and secure the load.

Deliverator Cargo Compartment Specifications*

Interior (HWD)	43" x 28" x 44" (109 cm x 71 cm x 112 cm) 24 cubic feet (0.68 cubic meters)
Side Door Dims (HW)	43" x 29" (109 cm x 74 cm)
Rear Door Dims (HW)	19" x 17" (109 cm x 43 cm)
Max Load: Overall	Depends on weight of driver - see <i>Gross Vehicle Weight Rating</i> for details.
Max Load: Hinged Shelf	20 lbs (9 kg)
Included Accessories	Hinged Storage Shelf Vinyl Cargo Divider

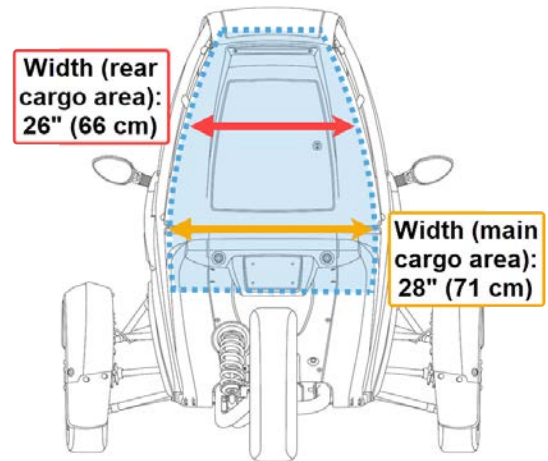
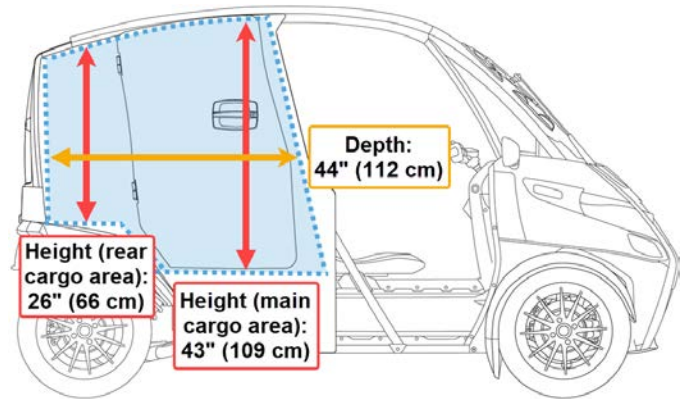
Deliverator Options*

Doors	"West Coast" hard plastic half-doors
Accessories	Phone mount, Cup holder
Branding	Large rear cargo area for full-color printable vinyl wrap

*Options and specifications under development and subject to change.

NOTE

Refer to the *FUV Owner's Manual* (available at www.arcimoto.com) for full vehicle specifications.



Gross Vehicle Weight Rating (GVWR)

The Gross Vehicle Weight Rating (GVWR) represents the maximum weight that can be safely managed by the Deliverator. The GVWR includes the Deliverator itself, plus the driver, cargo, and any other items that are carried on-board.

The GVWR for the Deliverator is **1,800 lbs (816 kg)**.



NEVER exceed the Gross Vehicle Weight Rating of the Deliverator. Exceeding the GVWR can reduce stability and handling or affect braking capabilities, leading to a loss of control, which may result in serious injury or death.

When determining the total weight of the Deliverator, and to ensure you do not exceed the maximum load capacity, include the following:

- Operator body weight
- Cargo weight
- Weight of any installed accessories
- Weight of any additional cargo on the vehicle

Determining the Load Limit

The Deliverator weighs **1430** lbs (649 kg). This is the vehicle curb weight.

To determine the available amount of cargo load capacity:

- 1) Add the weight of the driver to the vehicle curb weight.
- 2) Subtract the amount calculated in Step 1 from the GVWR.

This figure equals the available amount of cargo load capacity.

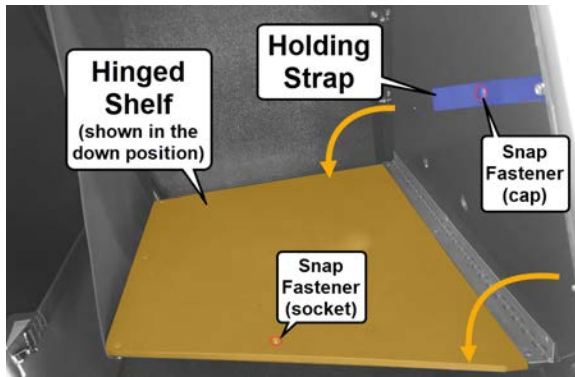
For example, with a GVWR of 1800 lbs, a vehicle curb weight of 1430 lbs, and a driver that weighs 160 lbs, the amount of available cargo and luggage load capacity is **210** lbs.

$$1,800 - (1,430 + 160) = \mathbf{210}$$

Note that even within the safe weight capacity limits, adding a substantial amount of weight will affect driving characteristics, especially in tight cornering situations. Exercise caution anytime the Deliverator is loaded to near capacity.

Hinged Storage Shelf

Use the Hinged Shelf attached to the front of the Cargo Compartment to organize and protect your cargo.



In the DOWN position, the Hinged Shelf can safely support up to 20 lbs (9 kg) of cargo.

When not needed, the Hinged Shelf can be folded up against the front wall of the Cargo Compartment. A nylon Holding Strap with a snap fastener secures the shelf in the UP position.

- To use the Shelf, unsnap the holding strap and fold it down.
- To return the Shelf to its UP position, fold it up flat against the front wall of the Cargo Compartment. Snap the nylon Holding Strap to the snap fastener on the Shelf to secure the Shelf in the UP position.

Vinyl Divider

The Cargo Compartment also features a stowable Vinyl Cargo Divider at the lower rear of the cargo area:



Use this Divider to organize and protect your cargo. When not needed, the Divider can be stowed away.

The Divider is secured to the sides of the Cargo Compartment via trigger snap hooks on each side.

Loading Tips

- Load big items first, then load the little items.
- Load the heaviest items on the bottom towards the front of the Compartment, with lighter items on top and towards the rear.
- Distribute items evenly for a structurally sound load.
- Top-heavy items should have their center of gravity lowered whenever possible.
- Use hooks, straps, and tie downs as necessary to ensure that everything in the Cargo Compartment is secured before driving.

Important Safety Notes

- Pay special attention to braking, cornering, and speed, especially when the Cargo Compartment is fully loaded. Cargo items might shift, fall, and move with fast starts, turns, and stops.
- Ensure that both doors on the Cargo Compartment are closed and latched before driving.
- Never transport people or animals in the Cargo Compartment.

NOTE

Refer to the *FUV Owner's Manual* (available at www.arcimoto.com) for details on safely operating the FUV and on using all of its features and functions.

Arcimoto, Inc. disclaims all liability for any special, direct, incidental or consequential damages, or any damages whatsoever, including, without limitation, the loss of life or limb, or damages due to bodily or personal injury, which may arise or result from the sale, installation, or use of any of its products and parts. It is the user's responsibility to inspect and verify the dimensions, specifications, and performance of all products and parts as being appropriate for the use to which the user will put them prior to any actual installation and/or use of said products and parts. User shall be solely responsible for any and all loss or damage caused by the installation and/or use of the product or part, whether installation and/or use are proper or improper. User is solely responsible for any damage to the vehicle caused by the installation or use of the product or part, whether installation and use/or are proper or improper.

Customer Support

Product Support: **(541) 780-0032**

support@arcimoto.com

Contact Information

2034 W. 2nd Ave. Eugene, OR 97402

(541) 683-6293

info@arcimoto.com